

# HEARING SYSTEMS Comfort

## ●● Overview rega

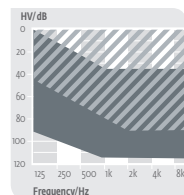


	P	S	XS	R Receiver Unit S	R Receiver Unit M
<b>Design</b>	<b>Power BTE</b>	<b>BTE</b>	<b>mini BTE</b>	<b>RITE</b>	<b>RITE</b>
<b>Fitting</b>					
OpenFit	Easy Thin Tube	Easy Thin Tube	Easy Thin Tube	■	■
<b>Technical Data</b>					
WDRC-Channels	18	18	18	18	18
Battery Size	13	312	10	312	312
Average Battery Life (Zinc-Air)	140 h	100 h	60 h	110 h	110 h
Peak Value $V_{max}/OSPL_{max}$ in dB	71 / 137	66 / 132	61 / 127	45 / 111	55 / 117
Frequency Range in Hz	100 – 6800	100 – 8000	100 – 9800	100 – 9500	100 – 9500
<b>Configuration</b>					
nanoShield	●	●	●	●	●
Volume Control	Rocker Switch	Rocker Switch		Rocker Switch	Rocker Switch
Program Switch	Rocker Switch	Rocker Switch	●	Rocker Switch	Rocker Switch
T-Coil	●	●	●	●	●
Tinnitus-Module*	●	●	●	●	●
Direct Audio Input (DAI)	●	●			
Battery Door Lock	●	●	●		

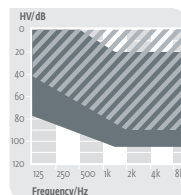
### Colors

unlacquered		beige
		silver-grey
		charcoal
		nougat
lacquered		graphite (standard)
		bronze
		arabica
		champagne
		black

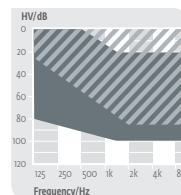
### Fitting Range



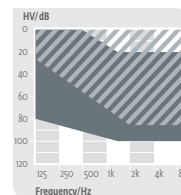
The striped area applies to the P-housing with Easy Thin Tube option.



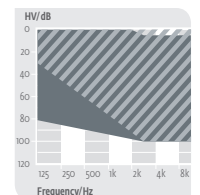
The striped area applies to the S-housing with Easy Thin Tube option.



The striped area applies to the XS-housing with Easy Thin Tube option.



The dark area applies to the S receiver with closed dome.



The dark area applies to the M receiver with closed dome.

- Standard
- Optional

\* Not available in all markets. Please check with your sales representative.

Measurement data according to DIN EN 60118-7:2005 (2ccm); Subject to change without notice.