

## OPTIONS

### Axle-Travelling Elevating Legrest

The VIP2 footrest stretches automatically during elevation, which allows users' legs to extend freely and thus eliminate the compression on the knee.



Adjustable Curved Headrest with Sideways Adj



Tension Adjustable Seat



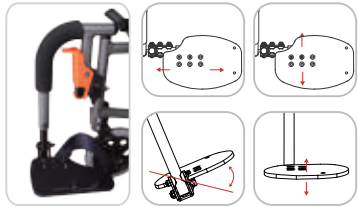
Flip-back Hemi Armpad Adj. in Height



20" Rear Wheel



20" Quick Release Rear Wheel



90° Straight Legrest with Multiple Directional Adjustable Footplate



Angle Adjustable Footplate



Cane Holder



IV Pole Holder



Oxygen Tank Holder

## SPECIFICATION

seat width	F/R wheels											Max. User Weight
16"	7"x14"	40	41	64	38	21-27	105	49	49/54	98	22.3 kg	115 kg
16"	7"x20"	40	41	68	42	21-27	105	49	49/54	98	22.5 kg	115 kg
16"	7"x14"	40	46	64	38	21-27	110	49	49/54	98	23.2 kg	115 kg
16"	7"x20"	40	46	68	42	21-27	110	49	49/54	98	23.4 kg	115 kg
18"	7"x14"	45	41	69	38	21-27	105	49	49/54	98	22.3 kg	115 kg
18"	7"x20"	45	41	73	42	21-27	105	49	49/54	98	22.5 kg	115 kg
18"	7"x14"	45	46	69	38	21-27	110	49	49/54	98	23.2 kg	115 kg
18"	7"x20"	45	46	73	42	21-27	110	49	49/54	98	23.4 kg	115 kg
16"	6"x14"	40	41	64	38	21-27	105	46.5	49/54	95	22.3 kg	115 kg
16"	6"x20"	40	41	68	42	21-27	105	46.5	49/54	95	23.2 kg	115 kg

" / " means optional : " - " means adjustable

# karma

KARMA MEDICAL PRODUCTS CO.,LTD  
 NO.2363, Sec.2 University RD.;  
 Min-Hsiung Shiang, Chia-Yi 621, Taiwan  
 TEL: +886-5-206 6688 FAX: +886-5-206 7788  
 Email: globalsales@karma.com.tw  
 www.karmaMedical.com



CE ISO 9001

KARMA reserves the right to modify information herein without further notice. 111501000123 Rev.01 Mar.2018

# karma

 A Better Wheelchair, A Better Fit


Manual Wheelchair

## VIP2

### Tilting, Reclining, and Foldable

Mobility should never be limited by distance. VIP2 allows clients with weak trunk control to traverse like everyone else. The fantastic tilt-in-space and reclining function provide the optimal pressure relief and positioning on the chair. Its foldable and lightweight design also makes it the best chair to travel with.



14" Rear Wheel

# VIP2

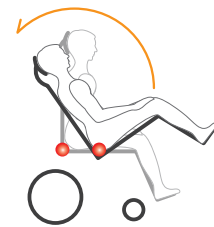
Versatile Integrated Performance



Tilt up to 35°

## Weight Shifting With Comfort

Karma VIP2 is designed to avoid the feeling of anxiousness mostly happens when going into and out of tilt. The unique weight shifting system allows the center of gravity to travel between front and rear wheels while tilting, providing the steadiest balance possible and a great sense of security for the user.



The center of gravity shifts between front and rear wheels.  
● indicates COG of the chair

*"... It's easy to fit into the trunk of a rental car and allows my ALS wife to travel on planes and use rental cars, even though she can't hold her upper body upright in a normal wheelchair..."*

buyer review on Amazon.com

## Modularized Design, Easy to Upgrade

The tilt only chair is equipped with Angle Adjustable Backrest: -5°/ 0°/ 5°/ 10°/ 15°.

It is also designed to be very friendly for after-market backrest systems, such as Jay and Matrix.



## Strap Tension Adjustable Backrest

By adjusting each strap, the backrest can be best fitted to the user, especially for those who have contouring back. It helps to maximize functions and increase sitting tolerances.

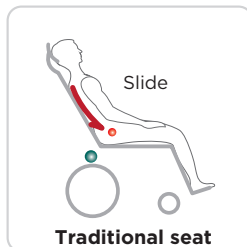


## Anti-Sliding Reclining System

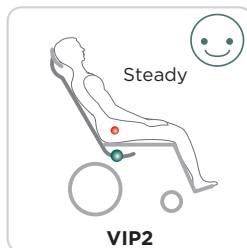
Sliding has always been one of the greatest concerns for people in a standard reclining chair. The VIP2 solves this problem by locating the reclining pivot point of the chair close to the human hip joint, which synchronizes the motion of the body and the chair; hence, minimizes users' degree of sliding and shear forces while reclining.



Recline up to 30°



Traditional seat



VIP2

● indicates human hip joint  
● indicates the reclining pivot point of the chair

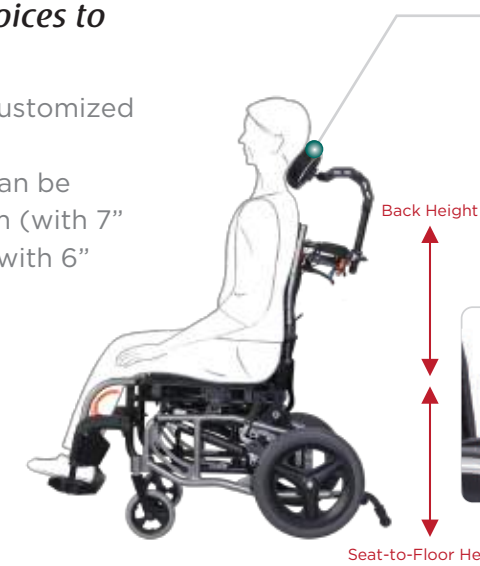
## Foldable and Durable

VIP2 is light, foldable and easy to fit into the trunk. The lateral push-bar strengthens the durability of this foldable chair and makes it more efficient to push and navigate.



## Multiple dimension choices to best fit your need

The back height can be customized to be 49cm or 54 cm. The seat to floor height can be chosen to be either 49 cm (with 7" front wheel) or 46.5 cm (with 6" front wheel).



## Curved Headset

The curved headset can be adjusted horizontally, vertically, anteriorly, and posteriorly. The head pad angle can be adapted based on user's head curve.



## Ergonomic Armrest

The armrests are height adjustable, detachable, and ergonomic.



## Detachable footrest

The legrest can be swung away with one hand in one second. This design completely clears up the leg space, which provides user a safer frontward transfer.