

---

# VF405 Video Frenzel

For superior  
observation and  
recording of  
eye movements



# Superior nystagmus observation

VF405 provides ideal conditions for fixation-free observation and recording of eye movements during

- Spontaneous testing
- Positional and Dix-Hallpike testing
- Head Impulse testing
- User defined testing

## The Combi Goggle

The VF405 system incorporates the industry's leading goggle design, also known from the clinical VN415/VO425 FireWire® VNG systems.

- Light weight with easy fitting magnetic cover
- Built in fixation light
- Disposable foam cushions provide a sanitary solution
- Comfortable
- Completely light tight fit
- One or two cameras - upgrade as you like

The FireWire® cameras connect directly to a laptop or a desktop computer. Infrared illumination and high resolution cameras with focus adjustment allow for superior image quality.


- Clear detection of torsional movement
- IEEE 1394a FireWire® standard



Light tight goggle with sanitary, disposable face cushions



Playback mode



Automatic or manual camera brightness adjustment



Synchronized videos of eye movements and patient movements

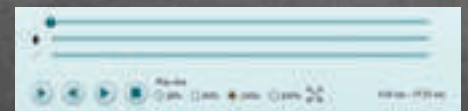
## Video Recording

The VF405 displays eye images in partial or full screen mode; simply double-click on the image to toggle between image sizes.

- Recording indicator with elapsed time.
- Pre-labelled tests or create your own test names
- Select High resolution recording for extremely detailed images
- Remote controlled video recording and fixation light with footswitch
- Video files are stored in AVI file format

## Video Playback

- Advanced Video Player with playback at variable speed down to one picture at a time
- Highlight videos of interest
- Notes can be created to indicate events of interest within the video



Playback controls

**Synchronized replay  
of situation video, eye  
image(s), and sound**

**Integrated patient  
database**

---

### External Situation Video

The VF405 includes an external camera for recording of sound and video images from the examination.

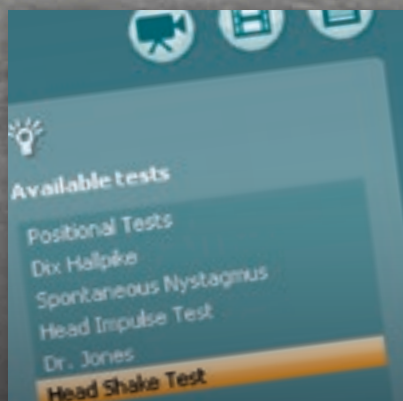
- Synchronized sound, eye image video and external situation video.

---

### The Software

The VF405 is an independent software module operated from the OtoAccess™ patient database. The user interface is designed for maximum user satisfaction with intuitive procedures and a supportive design.

- View all sessions for every patient in the database
- Multi-language interface
- Report editor with word processing function



Available tests panel





## Interacoustics a/s

Interacoustics is a world leading provider of diagnostic solutions in the field of hearing and balance assessment. Since 1967 we have designed and manufactured our innovative diagnostic solutions for the world of audiology with a constant focus on providing our customers with quality, dependable products.

## With you at all times

We operate in over 100 countries worldwide through a carefully selected network of distributors and service centres. Purchasing an Interacoustics product guarantees not only a quality product, but also direct access to our highly professional training and support service.

## Product specifications

All technical and hardware specifications concerning the VF405 can be downloaded from our website.

Read more at  
[interacoustics.com](http://interacoustics.com)

Go online to  
explore our  
full product  
range

## Interacoustics A/S

Audiometer Allé 1  
5500 Middelfart  
Denmark

T +45 6371 3555

F +45 6371 3522

[info@interacoustics.com](mailto:info@interacoustics.com)  
[interacoustics.com](http://interacoustics.com)

FireWire and the FireWire symbol are trademarks of Apple Computer, Inc., registered in the U.S. and other countries. The FireWire logo is a trademark of Apple Computer, Inc.



# Interacoustics